



RAHNAMA  
P R E S S

with  
Only  
Pra


@RAHNAMAPRESS  
WWW.RAHNAMAPRESS.COM

2<sup>nd</sup> Edition

# Family and Friends

# 1

## Workbook



OXFORD

Naomi Simmons

# Contents



**RAHNAMA**  
P R E S S

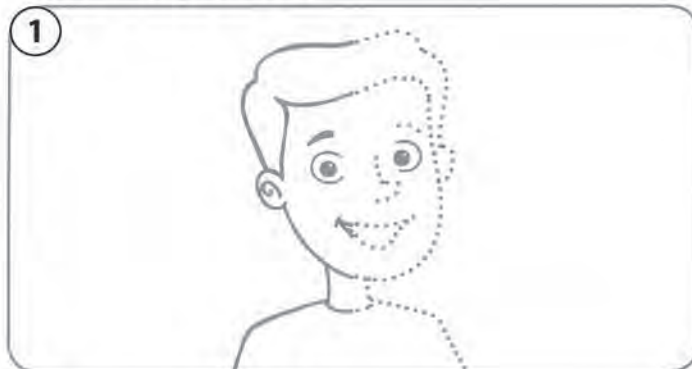
@RAHNAMAPRESS  
WWW.RAHNAMAPRESS.COM

<b>Starter</b>	Hello!	<b>4</b>
<b>Unit 1</b>	What's this?	<b>8</b>
	About me: writing about my school things	<b>13</b>
<b>Unit 2</b>	Playtime!	<b>14</b>
	About me: writing about my favourite toys	<b>19</b>
<b>Unit 3</b>	This is my nose!	<b>20</b>
	About me: writing about my body	<b>25</b>
	<b>Fluency Time! 1</b>	<b>26</b>
	<b>Review 1</b>	<b>28</b>
<b>Unit 4</b>	He's a hero!	<b>30</b>
	About me: writing about my family	<b>35</b>
<b>Unit 5</b>	Where's the ball?	<b>36</b>
	About me: writing about the park	<b>41</b>
<b>Unit 6</b>	Billy's teddy!	<b>42</b>
	About me: writing about my family's things	<b>47</b>
	<b>Fluency Time! 2</b>	<b>48</b>
	<b>Review 2</b>	<b>50</b>
<b>Unit 7</b>	Are these his trousers?	<b>52</b>
	About me: writing about my favourite clothes	<b>57</b>
<b>Unit 8</b>	Where's Grandma?	<b>58</b>
	About me: writing about my home	<b>63</b>
<b>Unit 9</b>	Lunchtime!	<b>64</b>
	About me: writing about my lunch box	<b>69</b>
	<b>Fluency Time! 3</b>	<b>70</b>
	<b>Review 3</b>	<b>72</b>

<b>Unit 10</b>	A new friend!	<b>74</b>
	About me: writing about my friend	<b>79</b>
<b>Unit 11</b>	I like monkeys!	<b>80</b>
	About me: writing about animals I like	<b>85</b>
<b>Unit 12</b>	Dinnertime!	<b>86</b>
	About me: writing about food I like	<b>91</b>
	<b>Fluency Time! 4</b>	<b>92</b>
	<b>Review 4</b>	<b>94</b>
<b>Unit 13</b>	Tidy up!	<b>96</b>
	About me: writing about my bedroom	<b>101</b>
<b>Unit 14</b>	Action Boy can run!	<b>102</b>
	About me: writing about what I can do	<b>107</b>
<b>Unit 15</b>	Let's play ball!	<b>108</b>
	About me: writing about the beach	<b>113</b>
	<b>Fluency Time! 5</b>	<b>114</b>
	<b>Review 5</b>	<b>116</b>
	<b>Fluency Time! Review</b>	<b>118</b>
	<b>Culture</b>	<b>120</b>
	<b>Everyday English phrase bank</b>	<b>123</b>
	<b>Picture dictionary</b>	<b>124</b>
	<b>Handwriting</b>	<b>132</b>

## Lesson One

### 1 Trace and circle.



My name's **Tim** / **Billy**.



My name's **Rosy** / **Billy**.

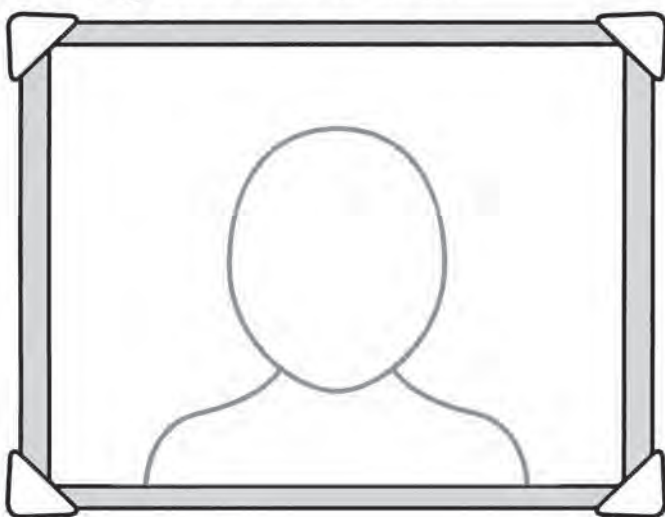


My name's **Miss Jones** / **Tim**.



My name's **Miss Jones** / **Rosy**.

### 2 Draw yourself and write.




What's your name?

My name's \_\_\_\_\_.

# 1 Write.

name you I'm Bye Hello Tim



# 2 Match.



- 1 Hello.
- 2 How are you?
- 3 What's your name?
- 4 Goodbye.

b

☐

☐

☐

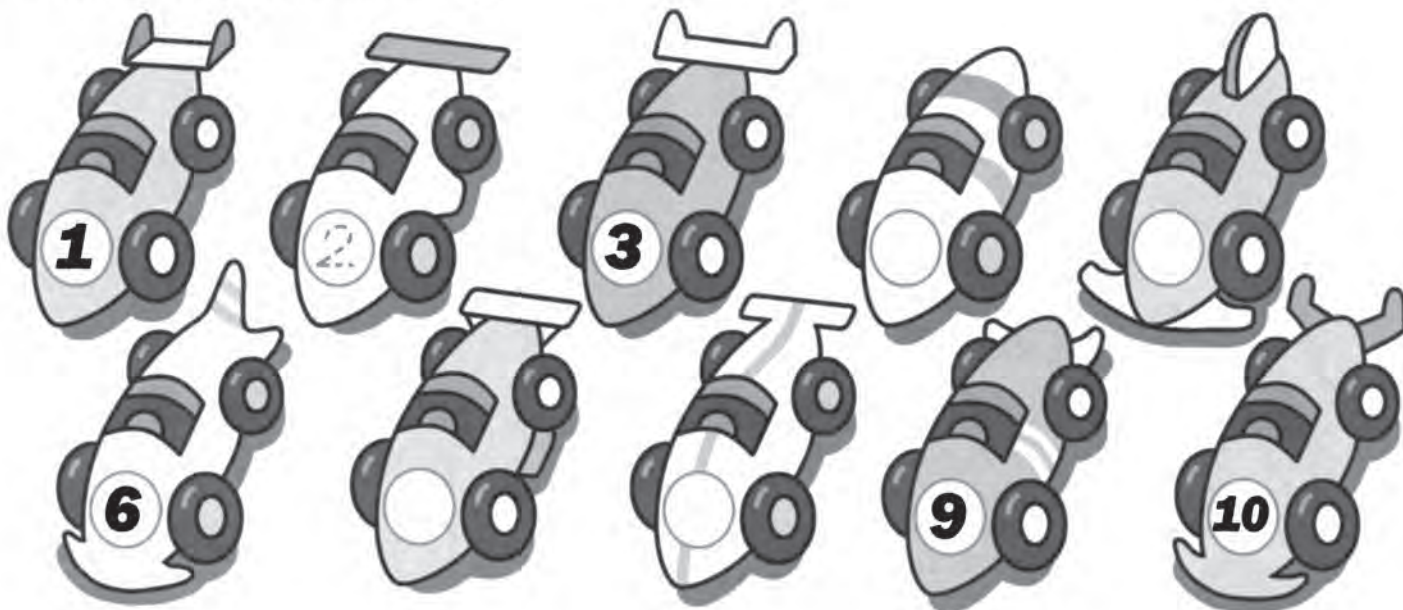
☐

- a Bye.
- b Hello.
- c I'm fine.
- d My name's Tim.

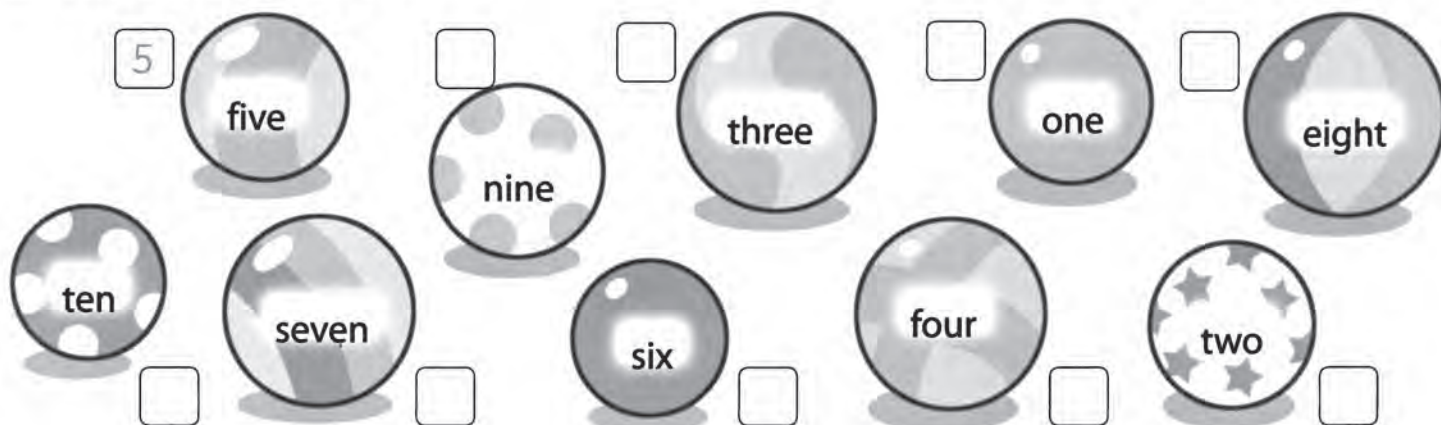


## Lesson Three

### 1 Write. Then point and say.



### 2 Write the numbers.




### 3 Write.

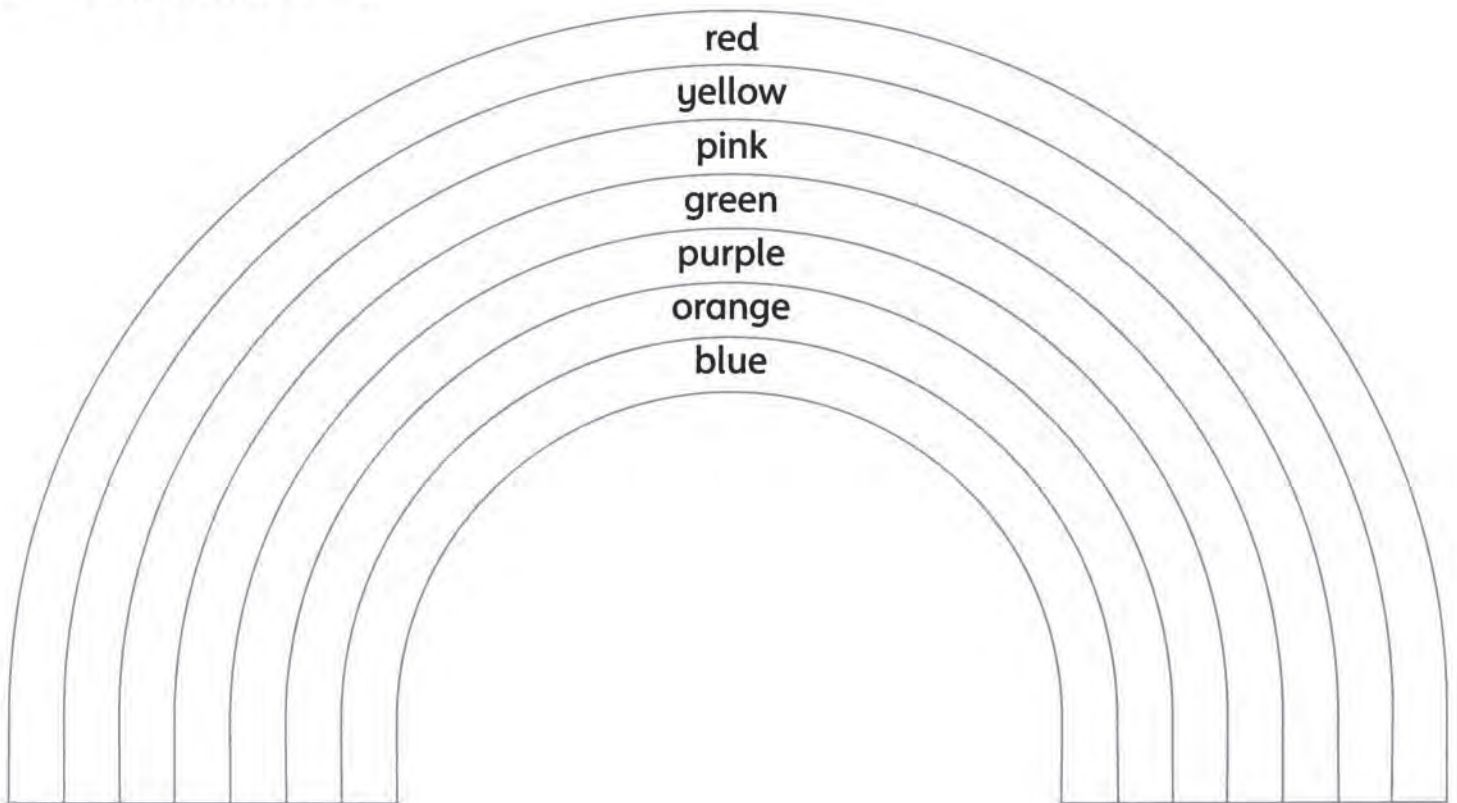


1 Write.

S W M T F S T




2 Read and colour.



## Lesson One Words

## 1 Circle the correct word.

①

book / pencil

②



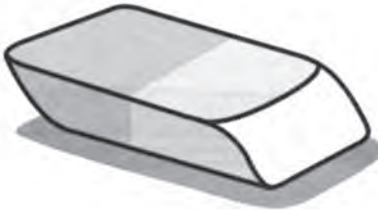
book / ruler

③



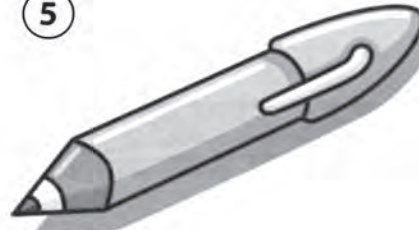
ruler / rubber

④




rubber / pen

⑤



book / pen

## 2 Write.



1 ruler \_\_\_\_\_

2 p \_\_\_\_\_

3 b \_\_\_\_\_

4 r \_\_\_\_\_

5 p \_\_\_\_\_

## 1 Order the words. Match.

1 pen. It's a

It's a pen

b

2 It's ruler. a



3 pencil. a It's



4 book. It's a




5 a rubber. It's



a




b



c




d



e

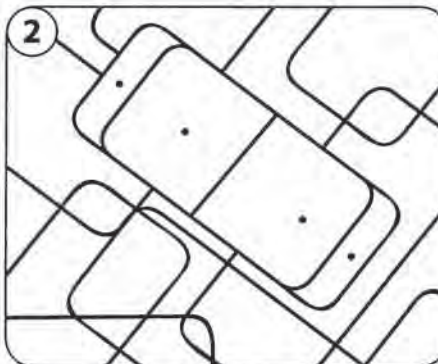


## 2 Colour and write.



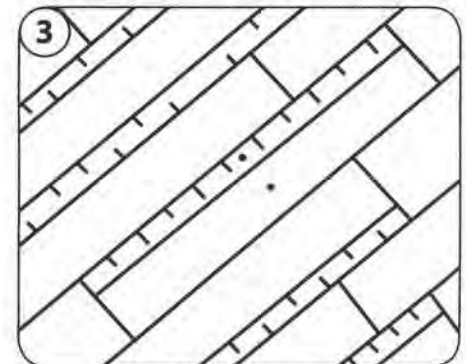
What's this?

It's a pencil



What's \_\_\_\_\_?

It's \_\_\_\_\_



What's \_\_\_\_\_?

It's \_\_\_\_\_

## Lesson Three Words

### 1 Write.


door window bag



Open the bag.




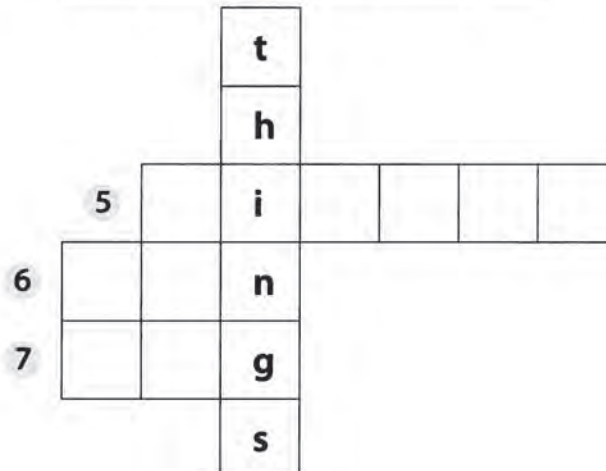
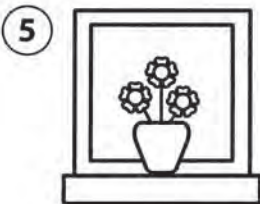
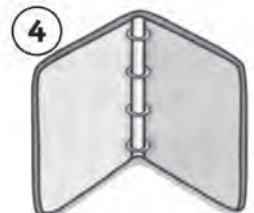
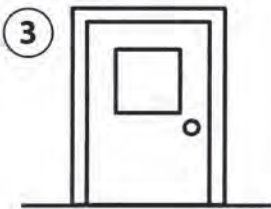
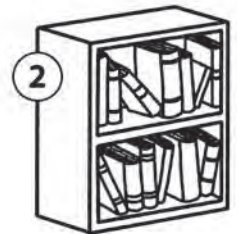
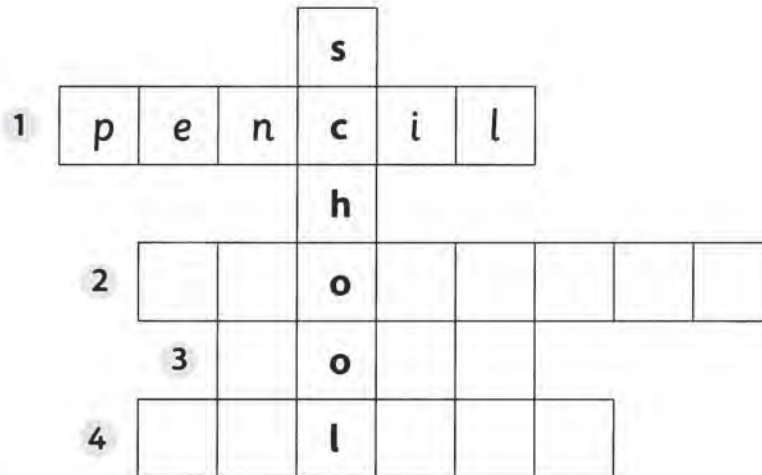

Close the \_\_\_\_\_.



Open the \_\_\_\_\_.

### 2 Look and write.

door window pen bag pencil bookcase folder




## 1 Trace the correct sound.




a c



d c



d a



b a

## 2 Write.



a pple



   ird



   at



   og

## 3 Read and write the letters a, b, c and d.



The c at likes    irds.

The    og likes    pples.

Here's the    at with the    ird.

Here's the    og with the    pple.



## 4 Match.

**A**

**B**

**C**

**D**

**c**

**a**

**d**

**b**

## Lesson Five

### Reading

#### 1 Circle the correct word and write.

1



My name's Emma.

Sally Sue **Emma**

2



This is my school \_\_\_\_\_.

book ruler **bag**

3



It's a \_\_\_\_\_.

pen rubber **bag**

4



And this is a blue \_\_\_\_\_.

folder ruler pencil

5



And a red \_\_\_\_\_.

pen pencil rubber

#### 2 Read and colour.

This is my pencil case.

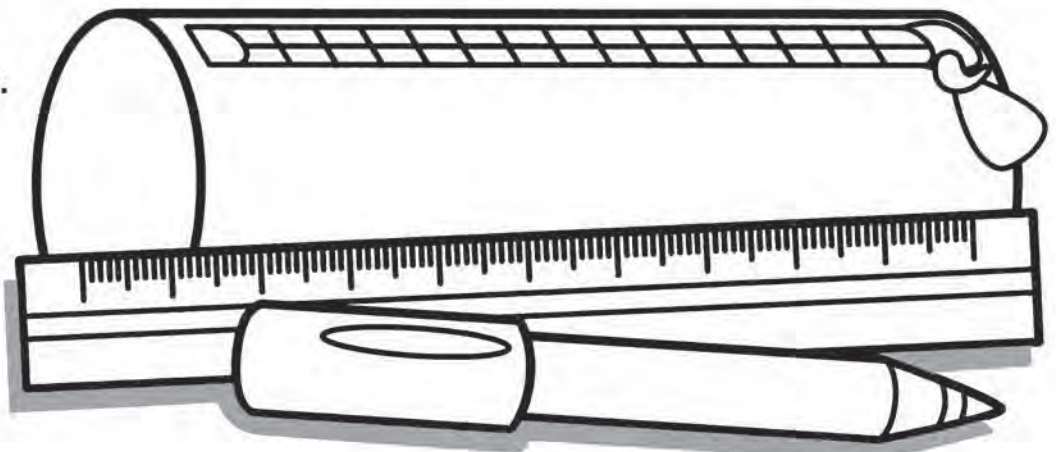
It's green.

This is my pen.

It's red.

This is my ruler.

It's yellow.



## Lesson Six

### Writing

#### 1 Count the words and write.

1 Open your book. 3

3 Look at this.       

5 This is my school bag.       

2 It's blue.       

4 This is Emma.       

6 Look at the train.       



### About me!

#### 2 Look at your school things. Write the colours.

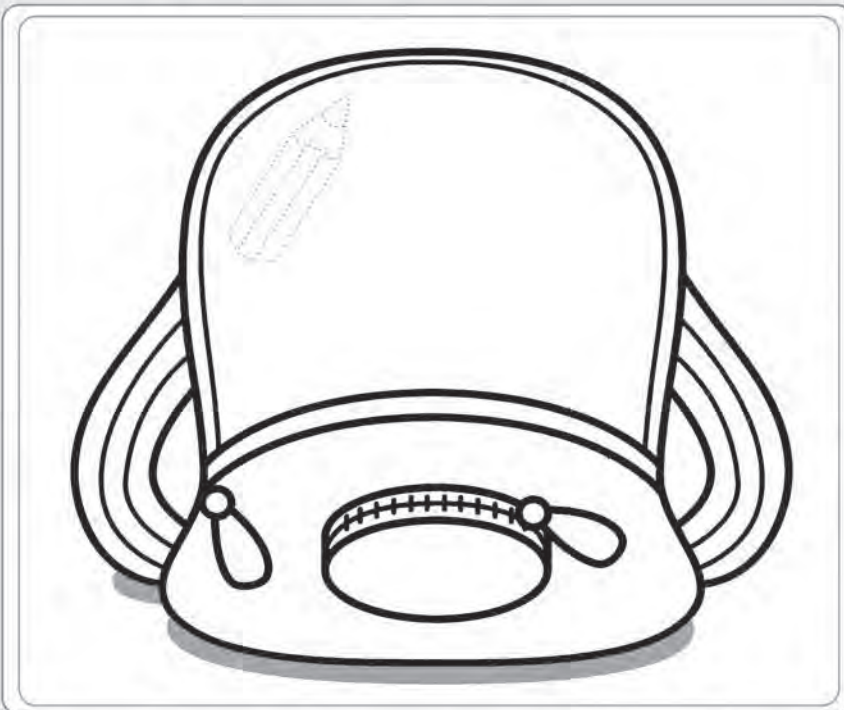
red yellow blue green pink purple orange

pen        pencil        rubber       

bag        ruler        book       

#### 3 Draw, colour and write about three of your school things.

This is a pencil. It's blue.



This is a       .

It's       .

This is a       .


It's       .

This is a       .

It's       .

## Lesson One Words

## 1 Number the picture.



- ① teddy
- ② car
- ③ doll
- ④ puzzle
- ⑤ ball


## 2 Look at the picture above. Read and colour.

The ball is green. The teddy is orange. The car is red.

## 3 Write.



It's a ball.



It's a \_\_\_\_\_.



It's a \_\_\_\_\_.




It's a \_\_\_\_\_.



It's a \_\_\_\_\_.

**1 Look at the pictures and match. Then write.**



This is my puzzle.

my



This is \_\_\_\_\_ ball.

your



This \_\_\_\_\_ doll.



\_\_\_\_\_ teddy.


**2 Write.**

Yes, it is. No, it isn't.



1 Is it a doll?

Yes, it is.



2 Is it a teddy?

\_\_\_\_\_.



3 Is it a puzzle?

\_\_\_\_\_.



4 Is it a ball?

\_\_\_\_\_.

## Lesson Three Words

### 1 Trace and write.


train bike kite

①



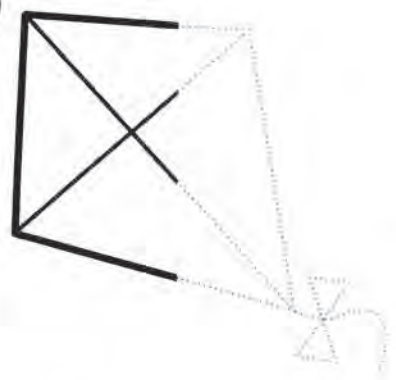
This is my bike.

②



This is my \_\_\_\_\_.


③



This is my \_\_\_\_\_.

### 2 Find and circle the words. Then write.

①



puzzle \_\_\_\_\_

②



b \_\_\_\_\_

③



g \_\_\_\_\_

④



s \_\_\_\_\_

s	g	a	m	e	p
c	k	c	a	r	u
o	b	i	k	e	z
o	t	★	t	★	z
t	e	★	★	e	l
e	d	o	l	l	e
r	t	r	a	i	n

⑤



d \_\_\_\_\_

⑥



k \_\_\_\_\_

⑦



t \_\_\_\_\_

⑧



c \_\_\_\_\_

# 2<sup>nd</sup> Edition Family and Friends

**Support and  
development for  
the whole child**



Building on the exceptionally strong skills training, phonics and civic education of the internationally best-selling first edition, **Family and Friends 2nd Edition** now brings you:

- NEW** Real-world fluency development with supporting DVD
- NEW** Interactive online practice you can assign and track
- NEW** Comprehensive assessment and testing programme, including Cambridge English: YLE

## Components

- **Class Book** with Student MultiROM
- **Workbook** with Online Practice
- **Class Audio CDs**
- **Teacher's Book Plus** with Fluency DVD, Online Practice and Assessment and Resource CD-ROM & Audio CD
- **Teacher's Resource Pack** with Story Posters, Phonics Cards and Flashcards
- **Oxford iTools** Digital Classroom Resources

## Also available

- **Grammar Friends**
- **Readers**
- **Alphabet Book**
- **Oxford Primary Skills: Reading and Writing**

**OXFORD**  
UNIVERSITY PRESS

[www.oup.com/elt/familyandfriends](http://www.oup.com/elt/familyandfriends)

**oxfordparents**   
Help your child with English  
[www.oup.com/elt/oxfordparents](http://www.oup.com/elt/oxfordparents)

ISBN 978-0-19-480862-0



9 780194 808620